

Registering for ABA Foundation's Safe Banking for Seniors Program

Step 1: Click on the "Register Your Bank Participation" link or click on the gold "Register" button

Links: [aba.com/FinEd](http://www.aba.com/FinEd) → <http://www.aba.com/Engagement/Pages/financialed.aspx> – or –
[aba.com/Seniors](http://www.aba.com/Seniors) → <http://www.aba.com/Engagement/Pages/safe-banking-for-seniors.aspx>

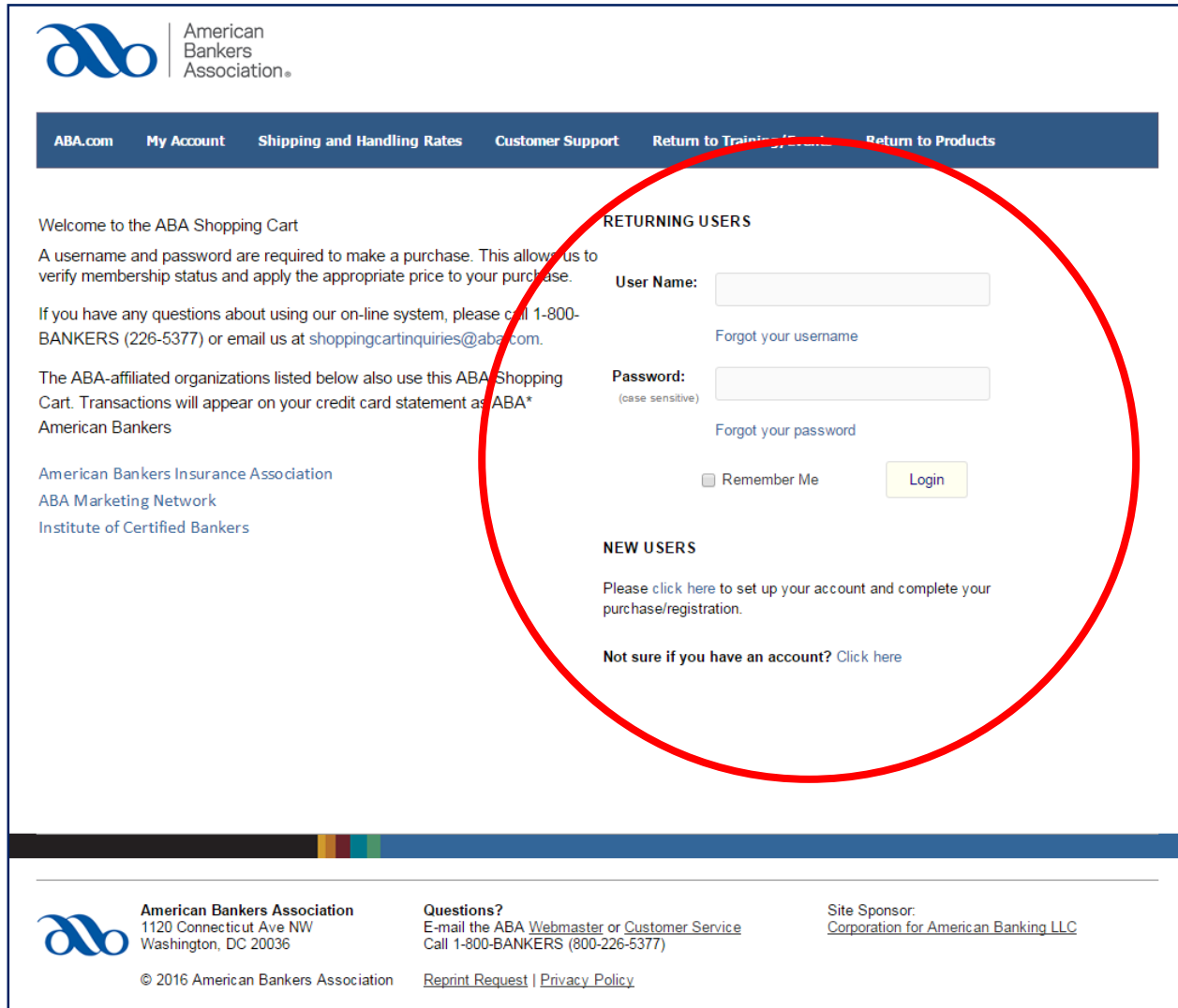
The screenshot shows the ABA Foundation website's "Financial Education" page. The navigation bar includes "About ABA", "Training & Events", "Policy Issues", "Advocacy", "Compliance", "Tools & Resources", "Products", and "Bank Community Engagement". The main content area features a "SAFE BANKING FOR SENIORS" banner with a red circle around the "Register Your Bank Participation" link. Other links include "List of Participating Banks" and "More Safe Banking for Seniors". A sidebar on the right lists "Highlights & Resources" such as "Spirit of Banking Newsletter" and "Community Engagement Foundation".

The screenshot shows the "Safe Banking for Seniors" page. The main heading is "Safe Banking for Seniors" with a sub-heading "SAFE BANKING FOR SENIORS". The text describes the program's goal to help older customers understand and mitigate the risks of fraud and financial abuse. A "Register" button is highlighted with a red circle. The page also includes a "Participating Banks" section with a "View the Participating Banks List" link and a "Banker Resources" section with various links to articles and training materials.



Step 2: You will be redirected to login to ABA Shopping Cart to register your free participation in ABA Foundation’s financial education programs. Note that there are several links to retrieve your username, to reset your password, to register a new account, and to check if you have an existing account.

Link: <http://store.aba.com/ebusiness/Education/BCEBankersRegistration.aspx>



The screenshot shows the ABA Shopping Cart login page. At the top left is the American Bankers Association logo. A navigation bar contains links: ABA.com, My Account, Shipping and Handling Rates, Customer Support, Return to Training/Events, and Return to Products. The main content area is divided into two sections: 'RETURNING USERS' and 'NEW USERS'. The 'RETURNING USERS' section includes a 'User Name' field, a 'Forgot your username' link, a 'Password' field (noted as case sensitive), a 'Forgot your password' link, a 'Remember Me' checkbox, and a 'Login' button. The 'NEW USERS' section includes a link to set up an account and a link for users not sure if they have an account. The footer contains contact information for the American Bankers Association, questions, and site sponsor information.

American Bankers Association

ABA.com My Account Shipping and Handling Rates Customer Support Return to Training/Events Return to Products

Welcome to the ABA Shopping Cart

A username and password are required to make a purchase. This allows us to verify membership status and apply the appropriate price to your purchase.

If you have any questions about using our on-line system, please call 1-800-BANKERS (226-5377) or email us at shoppingcartinquiries@aba.com.

The ABA-affiliated organizations listed below also use this ABA Shopping Cart. Transactions will appear on your credit card statement as ABA* American Bankers

American Bankers Insurance Association
ABA Marketing Network
Institute of Certified Bankers

RETURNING USERS

User Name:

[Forgot your username](#)

Password:

(case sensitive)

[Forgot your password](#)

Remember Me

NEW USERS

Please [click here](#) to set up your account and complete your purchase/registration.

Not sure if you have an account? [Click here](#)

American Bankers Association
1120 Connecticut Ave NW
Washington, DC 20036


Questions?
E-mail the ABA [Webmaster](#) or [Customer Service](#)
Call 1-800-BANKERS (800-226-5377)

Site Sponsor:
[Corporation for American Banking LLC](#)

© 2016 American Bankers Association [Reprint Request](#) | [Privacy Policy](#)

Step 3: New users should enter their required contact information; returning users should ensure that your contact information is correct. Note that your account must be linked with a known bank for the system to process your registration. Then click the blue "Safe Banking for Seniors" button on the right.

Link: <http://store.aba.com/ebusiness/Education/BCEBankersRegistration.aspx>



American Bankers Association. Welcome, Caitlin Kovalkoski [LOG OUT](#)

[ABA.com](#) [My Account](#) [Shipping and Handling Rates](#) [Customer Support](#) [Return to Training/Events](#) [Return to Products](#)

ABA Foundation Enrollment Form

CONTACT INFORMATION

Bold Green Type denotes Required information.

Prefix:

First Name: **MI:**

Last Name: **Suffix:**

*Nickname: *for badge

Title:

Certification:

Bank/Company:

Check if Address is a PO Box Address

Address Line 1:

Address Line 2:

City: **State:**

Zip:

Country:

Country Code	Area Code	Phone Number	Extension
<input type="text"/>	<input type="text" value="202"/>	<input type="text" value="663-5418"/>	<input type="text"/>

Telephone:

Your Email: **

Verify Email:

Assistant Email:**

Verify Email:

** All registration confirmations will be sent via email.

ABA Foundation Programs

Click the buttons below to enroll in each program

[Get Smart About Credit](#)

[Light, Simple, Safe](#)

[Safe Banking for Seniors](#)


[Fast, Simple, Safe](#)

Step 4: Enter information about your planned Safe Banking for Seniors presentations, including state, city, and the number of planned presentations, and then click the orange "Add" button. Note that you will be able to later edit this information if needed.

Link: <http://store.aba.com/ebusiness/Education/Safebanking.aspx>

The screenshot shows the American Bankers Association website interface. At the top left is the ABA logo and the text "American Bankers Association" with a "LOG OUT" button. A navigation bar contains links for "ABA.com", "My Account", "Shipping and Handling Rates", "Customer Support", "Return to Training/Events", and "Return to Products". The main heading is "2016 Safe Banking for Seniors". Below this are instructions for entering records, followed by input fields for State, City, # of Presentations, # of Seniors, and # of Employee Volunteers. Two orange buttons, "Add" and "Clear", are positioned below the input fields, with the "Add" button circled in red. At the bottom, there is a field for a Twitter handle and an "Opt out" button.

Step 5: Records of your planned participation should now appear below. Use the edit or delete button to edit any entered records. You may enter as many cities and states as you would like above in the original form. Once all planned presentations in different cities and states are entered, click the orange "Submit" button at the bottom.



American Bankers Association. Welcome, Caitlin Kovalkoski

[LOG OUT](#)

ABA.com
My Account
Shipping and Handling Rates
Customer Support
Return to Training/Events
Return to Products

2016 Safe Banking for Seniors

Instructions to ENTER Record(s)

1. Select state from drop down menu. Type city name into city field. Statewide can be entered in city field to represent entire state participation.
2. Enter participation numbers for city record. All numbers must be 1 or greater.
3. Click "Add". Recorded information will appear below the "Add" and "Clear" button.
4. To enter additional locations, repeat the above steps.
5. After entering all your participation information, click "Submit".

State: City:

of Presentations: # of Seniors: # of Employee Volunteers:

Add
Clear

Instructions to EDIT Record(s)

1. Click "Edit" to the left of desired State and City row.
2. Enter updated participation numbers for the selected city. All numbers must be greater than 1.
3. Click "Update".
4. To edit additional locations, repeat above steps.
5. After updating all participation information, click "Submit".

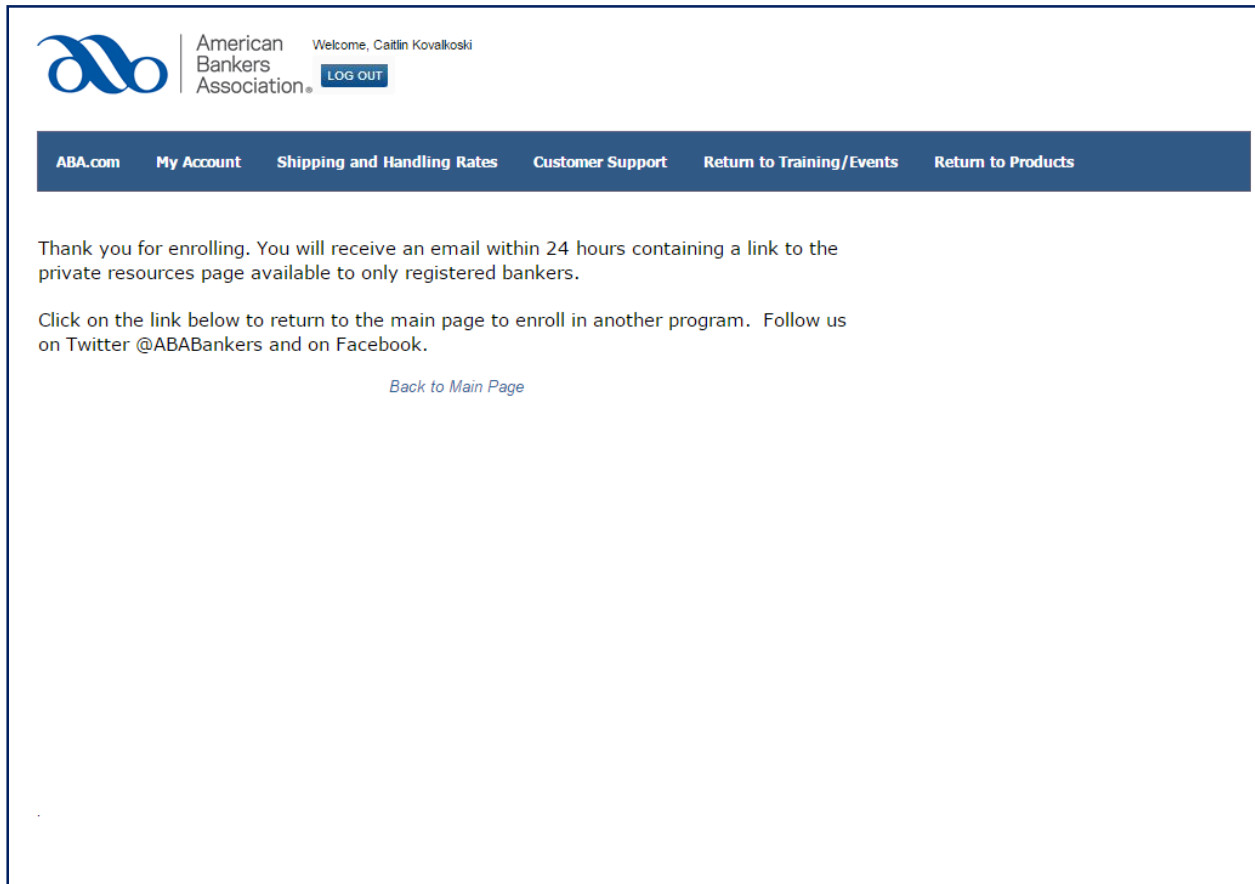
		State	City	# of Presentations	# of Seniors	# of Employee Volunteers
<input type="button" value="Edit"/>	<input type="button" value="Delete"/>	DC	Washington	4	100	1
		Total		4	100	1

If your bank is on Twitter please provide your bank's handle @

Submit

Opt out from program participation


Step 6: A confirmation screen should appear if you successfully completed all required fields.



The screenshot shows a confirmation page from the American Bankers Association. At the top left is the ABA logo, followed by the text "American Bankers Association" and a welcome message "Welcome, Caitlin Kovalkoski" with a "LOG OUT" button. Below this is a dark blue navigation bar with links for "ABA.com", "My Account", "Shipping and Handling Rates", "Customer Support", "Return to Training/Events", and "Return to Products". The main content area contains a thank-you message: "Thank you for enrolling. You will receive an email within 24 hours containing a link to the private resources page available to only registered bankers." Below this is another message: "Click on the link below to return to the main page to enroll in another program. Follow us on Twitter @ABABankers and on Facebook." At the bottom of the text is a link labeled "Back to Main Page".

Step 7: You will receive a confirmation email from ABA Community Engagement <CommunityEngagement@aba.com> with the subject line "Registration Confirmation for Safe Banking for Seniors 2016". Note that this email is only generated after ABA Shopping Cart system confirms you are with a registered bank, typically at 4:00 AM the following day.

Wed 2/10/2016 8:11 AM

 ABA Community Engagement
Registration Confirmation for Safe Banking for Seniors 2016

To: Jeni Pastier

Thank You for registering for the Safe Banking For Seniors 2016 campaign. This is your official confirmation of registration. All presentation materials and communications tools can be viewed on the [2016 SBFS Private Resource Page](#). Your bank will now appear on the Bank Participation List. If you have any questions about ABA Foundation's Safe Banking for Seniors campaign, please email [Caitlin Kovalkoski](#) or call her at (202) 663-5418.

Your Record Locator Number is 73-807136

Registrant Information

Jeni Pastier
American Bankers Association (ABA)


Locations Entered

<u>State</u>	<u>City</u>	<u>Presentations</u>	<u>Students</u>	<u>Employees</u>
DC	Washington	1	1	1

[Click here](#) to make changes or to register for another financial education campaign. To stay up-to-date with additional financial education resources, subscribe to the [Spirit of Banking](#) newsletter.

Step 8: Ensure that your bank appears on the Bank Participation List

Link: https://www.aba.com/aba/mem/SBFSPProgramParticipationList_NEW.asp



Bank Participation List
[A](#) [C](#) [D](#) [E](#) [F](#) [G](#) [H](#) [I](#) [K](#) [L](#) [M](#) [N](#) [O](#) [P](#) [R](#) [S](#) [T](#) [U](#) [V](#) [W](#)

Honor Roll

- JPMorgan Chase
- TD Bank

Alabama

Birmingham

- Regions Bank

Florence

- Bank Independent